



CORSAIR

The Janitorial Range





The Janitorial Range

Each and every kitchen needs a dedicated hand wash facility, many need a bucket sink and quite a few need a COSHH cupboard.

Apart from legislation, little has changed in the 'dirty' end of the kitchen for years.

Imagine then a clean defined area, no wet mops in dirty smelly buckets – all out of sight – even space for all your controlled cleaning chemicals as well a hand wash basin.

Corsair's Tardis Range makes it all come true: a COSHH Cupboard, Bucket Sink and Hand Wash Basin in one lockable stainless steel enclosure.

Exceptional Features

To make life easier:


- Strong internal shelving for chemical storage
- A perforated panel to prevent fume build-up
- Mop and brush hangers combined with a washable drip tray*
- A double-jointed tap for the buckets you can't get into the sink
- An optional ozone generator to deliver active odour control
- Rear and base service access panel
- Door-mounted coat hooks for overalls
- Storage facility for buckets and signage panels
- Ability to mount a chemical dosage unit within the cupboard

Into the bargain, you eliminate a major slip-hazard in the kitchen – the bucket sink!

**only on TD090 and TD1200 models*

Corsair Tardis

Product	Length	Depth	Height	Mop Hanger/ Drip Tray	Lockable	Coat Hooks	Adjustable Shelves	Hand Wash Basin	Ozone Odour Control
TD060	600	650	1800	N/A	✓	✓	✓	Optional	Optional
TD090	900	650	1800	✓	✓	✓	✓	Optional	Optional
TD120	1160	650	1800	✓	✓	✓	✓	Optional	Optional



Mop & Brush Holder



Coat/Overall Hooks



Removable/Washable
Drip Tray



Double Swing Faucet



Full Size Bucket Sink

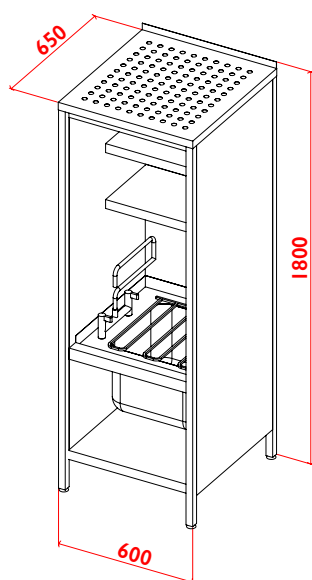


Strong Adjustable
Shelves

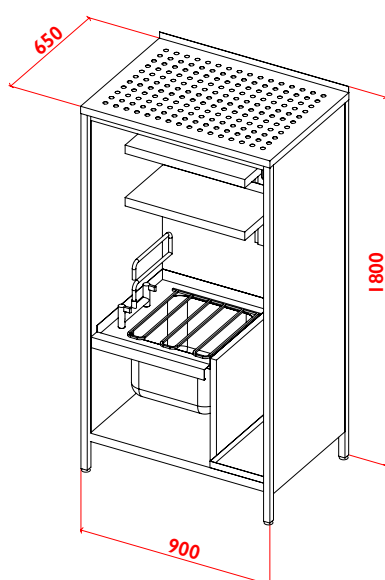


Magnetic Catches &
Keyed Locks

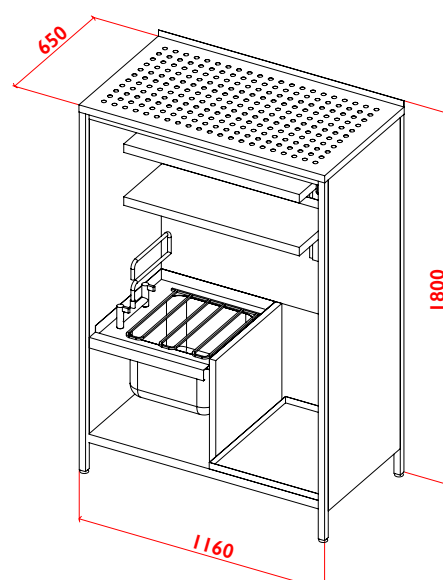
Technical Specification



TD 060
ISOMETRIC VIEW
shown without door



TD 090
ISOMETRIC VIEW
shown without doors

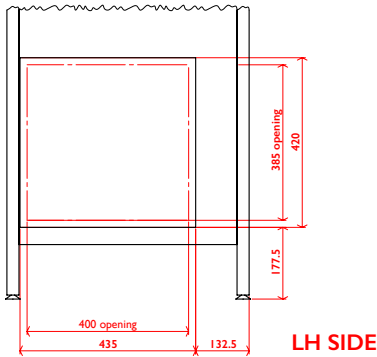


TD 120
ISOMETRIC VIEW
shown without doors

Framework	30 sq, Type 304 Stainless Steel Box, Fully Welded
Outer Panels, Door, Roof Panel	1.2mm, Type 304 Stainless Steel
Sink Top	1.5mm, Type 304 Stainless Steel
Sink Bowl	400 sq x 250 Deep with combined waste & overflow Type 304 Stainless Steel,
Faucet	Chrome Plated, 18 ins, Double Jointed Hot/Cold Spout.

Product	Length (mm)	Depth (mm)	Height (mm)	Weight (kg)	Shelves	Bucket Sink
TD060	600	650	1800	80	2	1
TD090	900	650	1800	110	2	1
TD120	1160	650	1800	150	2	1

Access panel location in all models



REAR VIEW



CORSAIR

Corsair Engineering Ltd
Beaumont Close
Beaumont Ind Est
Banbury
Oxon
OX16 1SH

Tel: 01295 267021
Fax: 01295 270396
sales@corsairengineering.co.uk
www.corsairengineering.co.uk

Distributed by:

Our policy is one of continuous product development and we reserve the right to change size and specification at any time and without notice.